










**MOUNT COLUMBUS SCHOOL
DAKSHINPURI, NEW DELHI – 62**

**WORKSHEET (JULY)
CLASS: NURSERY**

Name - _____

Date - _____

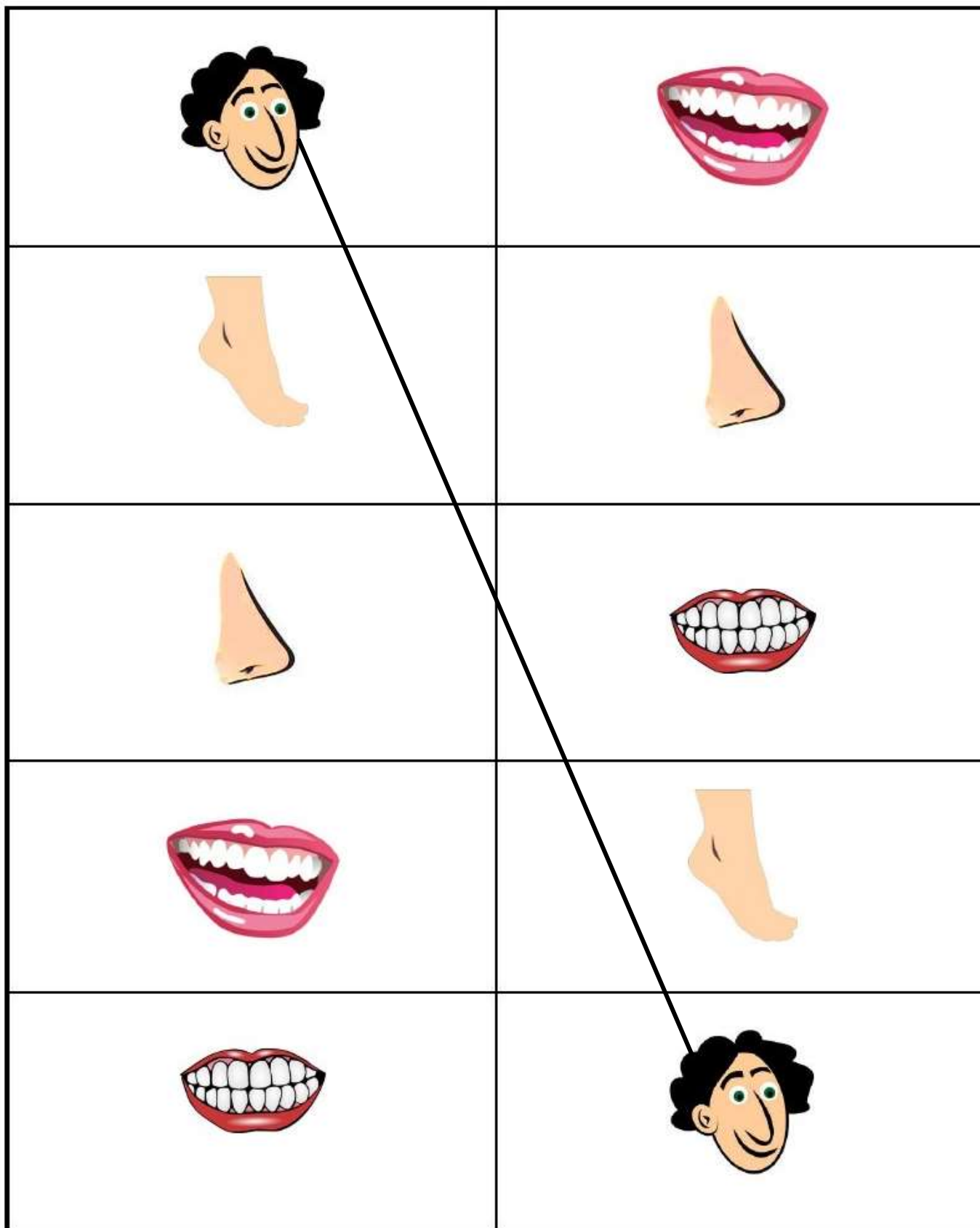
Q1. Make a square.

| COLOR | TRACE | DRAW |
|---|--|---|
|  |  |  |
|  |  |  |
|  |  |  |

Q1. Circle the big picture.



Q1. Match the body parts.



Q1. Write the letter A.

A

for



Apple

A series of ten horizontal writing lines for practicing the letter 'A'. Each line consists of four parallel lines: a top red line, a middle blue line, a bottom blue line, and a bottom red line. A small black dot is placed on the top blue line of each row to indicate the starting point for writing the letter 'A'. The first row already contains a black letter 'A' written between the top red and bottom blue lines.