

MOUNT COLUMBUS SCHOOL
DAKSHINPURI
NEW DELHI-110062

SYLLBUS MID-TERM (2024-25)
CLASS – V

SUBJET - ENGLISH

NAME OF THE BOOKS: MEADOWS (READER)
GRAMMOLOGY
PANORAM

Literature

Ch-4 Brother Trouble (Poem)
Ch-5 Loses a Foot, Walks a Mile
Ch-6 The Moonlight Sonata
Ch-7 Astronaut KC

Grammar

Ch-7 Pronouns
Ch-8 Verbs and Their Types
Ch-13 Adverbs and Their Types

Writing

Essay Writing
Picture Description

Supplementary Reader

Panorama
Ch-4, Ch-5 and Ch-6

*** Share with care**

Objective: Develop bond with sibling.

Discussion on the incidents / memories shared with the siblings. Students will share their memories spent with siblings and also tell about any learning happened from those incidents.

*** Create a Pronoun Book**

Objective: Personalize learning about pronouns.

Activity: Each student creates a mini-book where each page illustrates a different pronoun with sentences and drawings.

*** Verb Transformation**

Objective: Understand verb forms.

Activity: Provide base verbs, and have students convert them into past, present, and future tense forms.

*** Space Exploration Presentation**

Activity: Research and present on various aspects of space exploration, including Kalpana's missions and the significance of space research.

Materials: PowerPoint (Students will create a PPT and submit to class teacher in a pendive)

विषय - हिंदी

पुस्तक का नाम - अनुभूति

हिंदी व्याकरण

पाठ का नाम	क्रियाकलाप
अनुभूति पाठ 5 तीन मूर्तियाँ पाठ 6 मेरा बचपन पाठ 7 अकबरी लोटा {मौखिक} पाठ 8 कदंब का पेड़ (कविता)	<ul style="list-style-type: none">* द्वारिका प्रसाद माहेश्वरी की कविताओं का संकलन करो और कोई एक कविता चार्ट पर लिखकर उससे संबंधित चित्र बनाओ।* इस कहानी को चित्र कथा के रूप में तैयार करो।* तितली के जीवन चक्र के बारे में जानकारी एकत्र करके एक चार्ट पर चित्र सहित दर्शाओ।
हिंदी व्याकरण पाठ 5 वचन पाठ 6 कारक पाठ 7 सर्वनाम पाठ 8 विशेषण पाठ 19 कहानी-लेखन पाठ 20 पत्र-लेखन पाठ 21 अनुच्छेद-लेखन पाठ 23 अपठित गद्यांश	<ul style="list-style-type: none">* किन्हीं 5 राज्यों के नाम, वहाँ की भाषा, रहन-सहन और खान-पान के विषय में लिखकर एक परियोजना तैयार कीजिए।* एक वर्ण से 5 नए शब्द बनाइए।* व्यक्तिवाचक और जातिवाचक संज्ञा शब्दों की शब्द-सीढ़ी तैयार कीजिए।* वर्ण-पहेली से स्त्रीलिंग शब्द ढूँढ़कर लिखिए।

विषय - संस्कृत

पुस्तक का नाम - दीप मणिका पाठ्यपुस्तकम्


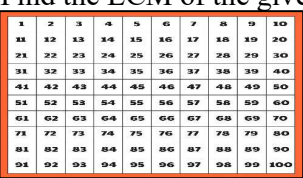

पाठ का नाम	क्रियाकलाप
दीप मणिका पाठ्यपुस्तकम् पाठ 4 - अकारान्त नपुंसकलिङ्ग-शब्दाः पाठ 5 - धातु-परिचयः पाठ 6 - सर्वनाम-परिचयः	<ul style="list-style-type: none">* धातु रूपों का शब्दकोश बनाते हुए एक एल्बम तैयार कीजिए।* प्रथम पुरुष एकवचन, द्विवचन और बहुवचन शब्दों का एक वृक्ष तैयार कीजिए।

पाठ 7- प्रथमपुरुषः एकवचनम्
व्याकरणम्
 धातु रूप - पठ् (लट् लकार)
 पशूनां नामानि
 वर्णनां नामानि
 संख्यावाची शब्दाः (11-20)

- * वृक्ष बचाओ विषय पर एक पृष्ठ स्मृति तैयार कीजिए।
- * शिक्षिका द्वारा दी गई वर्ग पहेली में से रंगों के नाम चुनकर लिखिए। (ए फॉर साइज शीट पर)




MATHEMATICS

NAME OF THE BOOK- SMART MATHS

CHAPTER	ACTIVITIES
Ch 3 Multiplication	Multiplying large number by 1-digit multiplier using Napier rods 
Ch 4 Division	Create a word problem related to 'division'. Also paste/draw pictures accordingly.
Ch 5 Factors and Multiples	Find the LCM of the given numbers using grid paper. 
Ch 10 Money	Make a Piggy Bank by using plastic bottle. 

EVS

NAME OF THE BOOK - ENVIRONMENTAL CONNECT

CHAPTERS	ACTIVITIES
<p>Ch-6 Plants Around Us</p> <p><u>Activity based chapters:</u></p> <p>Ch-14 Shelter</p>	<p>Prepare vegetables or fruit Salad and discuss the Parts of plant you have used while making salad.</p>  <p>Make a poster to save wild life.</p>  <p>Grow a sapling and click pictures prepare collage to show steps of growing plant.</p> 

COMPUTER

NAME OF THE BOOK: IT VOYAGE

CHAPTER	ACTIVITY																																																
Ch-3 MS Word Page Layout	<p>Write an article of 100-120 words about your school. The document should have two columns.</p> <ul style="list-style-type: none"> ● Insert school logo image in the header and copyright symbol with school name in the footer. ● Keep the margins of both the pages 1.25 inches. ● In the end of the document, type CLICK HERE TO VISIT MY SCHOOL WEBSITE and hyperlink the text CLICK HERE to your school website URL. 																																																
Ch-4 MS Word :Working with Tables	<p>Create a simple table as shown here.</p> <div style="border: 1px solid black; padding: 5px; width: fit-content; margin-left: auto; margin-right: auto;"> <table border="1" style="width: 100%; border-collapse: collapse; text-align: center;"> <thead> <tr> <th></th> <th>E</th> <th>F</th> <th>G</th> <th>H</th> <th>I</th> </tr> </thead> <tbody> <tr> <td>Sum of Amount</td> <td>Month</td> <td></td> <td></td> <td></td> <td></td> </tr> <tr> <td>Category</td> <td>Jan</td> <td>Feb</td> <td>Mar</td> <td>Grand Total</td> <td></td> </tr> <tr> <td>Entertainment</td> <td>100</td> <td>125</td> <td>120</td> <td>345</td> <td></td> </tr> <tr> <td>Grocery</td> <td>235</td> <td>240</td> <td>260</td> <td>735</td> <td></td> </tr> <tr> <td>Household</td> <td>175</td> <td>225</td> <td>200</td> <td>600</td> <td></td> </tr> <tr> <td>Transportation</td> <td>74</td> <td>115</td> <td>90</td> <td>279</td> <td></td> </tr> <tr> <td>Grand Total</td> <td>584</td> <td>705</td> <td>670</td> <td>1959</td> <td></td> </tr> </tbody> </table> </div>		E	F	G	H	I	Sum of Amount	Month					Category	Jan	Feb	Mar	Grand Total		Entertainment	100	125	120	345		Grocery	235	240	260	735		Household	175	225	200	600		Transportation	74	115	90	279		Grand Total	584	705	670	1959	
	E	F	G	H	I																																												
Sum of Amount	Month																																																
Category	Jan	Feb	Mar	Grand Total																																													
Entertainment	100	125	120	345																																													
Grocery	235	240	260	735																																													
Household	175	225	200	600																																													
Transportation	74	115	90	279																																													
Grand Total	584	705	670	1959																																													
Supplement-MS Word Views (Understanding of different views in Word document)																																																	

MORAL SCIENCE

NAME OF THE BOOK- VALUES FIRST

COLOURING ACTIVITIES	ACTIVITIES
<p>Chapter-4: The Compassionate King</p> <p>Chapter-5: Well Done</p>	<ul style="list-style-type: none"> ● Role-Playing Scenarios: Create scenarios where students act out situations that require compassion and forgiveness. Encourage them to reflect on different perspectives. ● Read the Situations and write the ‘Compassionate’ thing to do. ● Storytelling and Reflection: Have students share personal stories or examples from history where teamwork and selflessness played crucial roles. Encourage them to reflect on how these examples can be applied to their own lives.

Chapter-6: Make A Difference

- Activity: Responsibility Tree
Make a Tree and on each leaf, students write or draw responsibilities they have. For example, Doing homework, Cleaning my room, Helping a friend, etc.

G.K.

NAME OF THE BOOK- OCEAN OF KNOWLEDGE

CHAPTERS

15. Birds
16. Eye Dare
17. Yes, we can do it
18. Math Riddles
19. Baby Animals
20. Man's best friend
21. Mental ability test
22. Collective name
23. Mixed bag
24. Vocabulary search
25. Ek bharaat shreshtha bharaat
26. Schemes for children in India
27. Parliament
28. Famous personalities
29. Defence of India
30. The countries of island
31. Newspaper and Magazine

ART & CRAFT

NAME OF THE BOOK- RANGOLI-A BOOK OF ART AND CRAFT

COLOURING ACTIVITIES	CREATIVE CRAFT AND ACTIVITIES
<ol style="list-style-type: none">1. Face Expression2. Hands3. Feet4. Stick Drawing5. Monkeys6. Taj Mahal7. Designer Cushion8. Decorative Words9. Warli Art10. Fireworks11. Let's learn12. Mehandi	<ol style="list-style-type: none">1. Book Mark Making2. Photo Frame Making3. Republic day Activity (Wall Hanging)4. Janmashtami Activity (Matki Decoration)5. Rakhi Making Activity.