

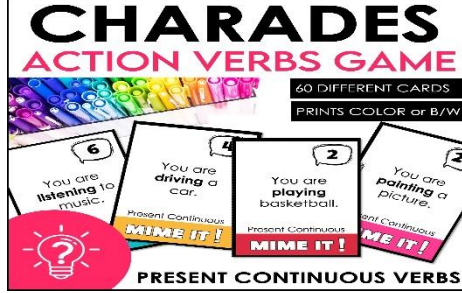


**MOUNT COLUMBUS SCHOOL**  
**Dakshinpuri, New Delhi – 62**  
**Syllabus (2024-2025)**

**Class: IV**  
**FINAL EXAM**  
**ENGLISH**

**NAME OF THE BOOKS: MEADOWS (READER)**  
**GRAMMOLOGY PANORAMA**

CHAPTER	ACTIVITY
<p><b><u>Literature</u></b>            Ch-11 The Story of Ice Cream Cones            Ch-12 My Magic Pen (Recitation)            Ch-13 Christian, the Lion            Ch-14 A Family is Like a Circle (Poem)</p> <p><b><u>Grammar</u></b>            Ch-13 Verbs            Ch-14 Simple Tenses            Ch-18 Prepositions            Ch-19 Conjunctions            Ch-20 Interjections</p> <p><b><u>Writing</u></b>            Formal Letter Writing            Picture Description</p> <p><b><u>Supplementary Reader</u></b>            Panorama            Ch-10, Ch-11 and Ch-12</p>	<ul style="list-style-type: none"> <li>Just like the ice cream cone, the ice cream also has a history, Search on Google about the history of ice cream and make a timeline on A4 size sheet. <b>(Integrated with IT)</b></li> </ul>  <p><b>the coolest DESSERT in HISTORY</b></p> <p>5th CENTURY B.C. - THE FIRST WRITTEN RECIPE OF ICE CREAM DATES TO THIS TIME.</p> <p>1300s - MARCO POLO BROUGHT AN EARLY FORM OF ICE CREAM TO EUROPE.</p> <p>1700s - ICE CREAM WAS INTRODUCED TO AMERICA BY B. BELLESCIOS, EMPLOYED BY KING GEORGE III.</p> <p>1776 - THE ICE CREAM SHOP IN NEW YORK.</p> <p>1840s - THE ICE CREAM CONE WAS INVENTED.</p> <p>1880s - THE ICE CREAM SUNDAY IS BORN.</p> <p>1851 - THE APPLE PIE IS BORN.</p> <p>1904 - THE WAFFLE CONE AT THE WORLD'S FAIR IN ST. LOUIS, MO.</p> <p>1929 - ROCKY ROAD WAS THE FIRST MINT CHOCOLATE FLAVORED ICE CREAM.</p> <p>TODAY - ICE CREAM IS THE MOST POPULAR TREAT IN AMERICA!</p> <p>1984 - JULY IS DECLARED NATIONAL ICE CREAM MONTH.</p>
	<ul style="list-style-type: none"> <li>Students will use pictures from the internet to make minimum five slides on a story they like by adding short text to each slide. Show the slides on the SMART board and tell the story in the classroom.</li> </ul>  <p><b>Jack and the Beanstalk</b></p>
	<p><b>Verb Tense Charades:</b> Teacher will write different verbs on slips of paper, each representing a different tense (past, present, future). Students will take turns drawing a slip and acting out the action associated with that tense while their classmates</p>  <p><b>CHARADES ACTION VERBS GAME</b></p> <p>60 DIFFERENT CARDS          PRINTS COLOR or B/W</p> <p>6 You are listening to music. Present Continuous MIME IT!</p> <p>4 You are driving a car. Present Continuous MIME IT!</p> <p>2 You are playing basketball. Present Continuous MIME IT!</p> <p>2 You are painting a picture. Present Continuous MIME IT!</p> <p><b>PRESENT CONTINUOUS VERBS</b></p>

## विषय- हिंदी



पुस्तकों के नाम- अनुभूति


हिंदी व्याकरण

पाठ्य पुस्तक	क्रियाकलाप
<p><b>अनुभूति</b></p> <p>पाठ 13 कौन खाता है सूरज को पाठ 14 चिनमिन का पत्र (मौखिक) पाठ 15 सारी धरती हमारा घर पाठ 16 चाँद का कुरता</p> <p><b>हिंदी व्याकरण</b></p> <p>पाठ 10 काल पाठ 11 विराम चिह्न पाठ 12 हिंदी के महीने पाठ 13 हिंदी की गिनती पाठ 14 मुहावरे पाठ 15 शब्द सागर पाठ 18 अनुच्छेद लेखन पाठ 19 पत्र लेखन पाठ 20 अपठित गद्यांश</p>	<ul style="list-style-type: none"> <li>● चंद्र ग्रहण के बारे में जानकारी प्राप्त करके स्कैपबुक बनाओ।</li> <li>● वायु प्रदूषण के कारणों को ध्यान में रखते हुए एक पोस्टर बनाओ।</li> <li>● पशु पक्षियों को कभी आहत न करने का शपथ पत्र तैयार कीजिए।</li> <li>● चाँद आकाश में सदैव रहता है, फिर भी यह हमें दिन में क्यों नहीं दिखाई देता लिखिए?</li> <li>● यदि भाषा में विराम चिह्न ना हों, तो क्या होगा?</li> <li>● हिंदी के महीनों के अनुसार मनाए जाने वाले त्योहारों की सूची बनाइए।</li> <li>● 100 से 1 तक उलटी गिनती का गायन।</li> <li>● छात्र द्वारा अपनी बात और विचार को विभिन्न मुहावरों के प्रयोग के साथ संप्रेषित करना।</li> </ul>

## SUBJECT-MATHEMATICS

NAME OF THE BOOK: SMART MATHS

CHAPTER	ACTIVITY
Ch 5 Factors and Multiples	Factor tree 
Ch 6 Fractions	Keep a record of the various activities you do in a day and fill the same in the table given below. Collect the same information from your best friend and compare. 
Ch 7 Decimals	Shade the boxes

Ch 13 Measurement	 <p>Long-distance jump – Mark the floor with masking tape and corresponding distance lengths. Students take long jumps and record their distances.</p>
-------------------	---



**SUBJECT – EVS**

**NAME OF THE BOOK - ENVIRONMENTAL CONNECT**

<b>CHAPTER</b>	<b>ACTIVITIES</b>
CH-12 Water  CH- 14 Clean Surroundings  CH- 19 Maps and Directions	<ul style="list-style-type: none"> <li>• Make a 3D model of Water Cycle using clay, cardboard, cotton, sketch pens, scissors, glue etc.</li> <li>• Create a reusable product using waste materials such as Newspapers, old CDs, plastic bottles and egg cartons.</li> <li>• Make a handmade compass showing Directions with the use of cardboard, sketch pens, scissors and glue.</li> </ul>
<b>ACTIVITY BASED</b>	
<b>CH- 15 Clothes We Wear</b>  <b>CH- 18 Transport and Communication</b>  <b>CH-20 Building Things</b>	<ul style="list-style-type: none"> <li>• Make a collage showing different types of clothes wear in different states of India.</li> <li>• Postcard writings activity will be conducted in the class .</li> <li>• Students will create a circular calendar by pasting different types of bridges.</li> </ul>

**SUBJECT -COMPUTER**

**NAME OF THE BOOK- IT VOYAGE**

CHAPTER	ACTIVITY
Ch-8 Logic Development with RoboMind	<p>i. Open map, maze1 map. Write program to help Robo go to the beacon and put it on the home tile.</p>  <p>ii. Open map maze1.map. Write program to help Robo go to the beacon and put it on the home tile.</p> 
Ch-9 Programming Concepts with Scratch	<p>i. Add a sprite of your choice on the stage and when the user clicks on it, it must think something for 5 seconds.</p> <p>ii. Add two sprites on the stage which should move towards each other 10 steps at a time on down arrow key press and they should move away 10 steps at a time on up arrow key press.</p> <p>iii. Add airplane sprite to the stage and create script to make it land from sky to ground.</p>

**SUBJECT – MORAL SCIENCE**

**NAME OF THE BOOK: VALUE FIRST**

CHAPTERS	ACTIVITIES
Ch-10 The Earth is Breaking	<ul style="list-style-type: none"> <li>The Whisper Chain : To demonstrate how rumors can change and spread misinformation.</li> </ul>
Ch-11 Stone Soup	<ul style="list-style-type: none"> <li>Creativity and writing skills: Write a short paragraph describing how they would there own “Stone Soup” cook it and how it would bring people together.</li> </ul>

**SUBJECT – ART/CRAFT**

**NAME OF THE BOOK-RANGOLI - A BOOK OF ART AND CRAFT**

<b>COLOURING</b>	<b>CREATIVE CRAFT AND ACTIVITIES</b>
1. Emboss Painting 2. Patterned Design 3. Design & Patterns 4. Paper Quilling Art 5. Heart Balloons 6. Night Scene 7. Moonlight 8. Scenery 9. Table Hat.	1. New year Card Making 2. Republic Day Activity 3. Balloon Mask 4. Photo Frame

**विषय संस्कृत**

**पुस्तक का नाम - दीप मणिका**

<b>पाठ का नाम</b>	<b>क्रियाकलाप</b>
पाठ 11 फलानां नामानि	*फल और सब्जियों की चाट बनाना तथा उसमें प्रयोग किए गए फलों व सब्जियों के संस्कृत में नाम बताना।
पाठ 12 शरीराङ्गानि... *आत्मपरिचयः	*आत्म अवलोकन पर मौखिक अभिव्यक्ति।
पाठ 13 विद्यालयः	*मैं और मेरे विद्यालय पर अभिनयात्मक प्रस्तुति। * पाँच इंद्रियों के चित्र बनाकर उनके संस्कृत में नाम लिखना।

**SUBJECT – GK**

**NAME OF THE BOOK: OCEAN OF KNOWLEDGE**

<b>CHAPTER</b>
38. Animals World 39. Surprising Flowers 40. Carnivorous Plants 41. Plants and Animals 42. Guess the Word 43. United Nations 44. Sudoku 45. Vocabulary Builder 46. Name The Materials

47.Stage (Theatre)

48. Word Wise

49.Ek Bharat Sreshtha Bharat