




**MOUNT COLUMBUS SCHOOL
DAKSHINPURI, NEW DELHI – 62
SESSION: 2024-25**

**SYLLABUS PT-I
CLASS: III**

SUBJECT- ENGLISH

**NAME OF THE BOOKS: MEADOWS (READER)
GRAMMOLOGY
PANORAMA**

CHAPTERS	ACTIVITIES
<p><u>Literature</u> Ch-1 About Snakes and Ladders Ch-2 Sportsmanship (Poem) Ch-3 The Tale of the Wizard Khizr</p> <p><u>Grammar</u> Ch-1 The Sentences Ch-2 Subject and Predicate Ch-4 The Noun Ch-5 Number in Nouns</p> <p><u>Writing</u> Sentence writing on any topic Picture Composition</p> <p><u>Supplementary Reader</u> Panorama Ch-1, Ch-2 and Ch-3</p>	<ul style="list-style-type: none">• Hopscotch - Creating a hopscotch using different shapes and completion of sentences. For eg.,- ● I like _____. ▲ I don't like _____.• Role Play Activity – Students will make puppet by paper folding method and enact the story using them.• Classification of Nouns – Students will be divided into pairs. Students will be given few minutes to look around the classroom identifying and writing down all nouns they can find in the classroom.   

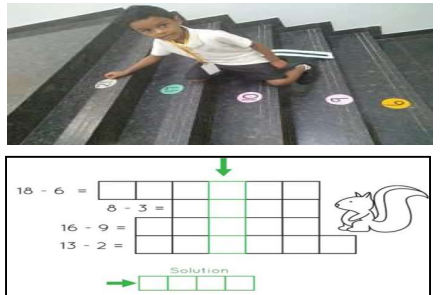
विषय -हिंदी

पुस्तकों के नाम - अनुभूति
हिंदी व्याकरण

पाठ	क्रियाकलाप
<p>अनुभूति</p> <p>सुबह (कविता)</p> <p>जैदी ज़ेब्रा की धारियाँ (कहानी)</p> <p>में चॉकलेट हूँ (आत्मकथा) {मौखिक}</p> <p>आँके - बाँके (कविता)</p> <p>हिंदी व्याकरण</p> <p>भाषा</p> <p>वर्ण एवं वर्णमाला</p> <p>मात्राएँ</p> <p>दिनों के नाम</p> <p>पशु-पक्षियों की बोलियाँ</p> <p>चित्र - वर्णन</p> <p>अपठित गद्यांश</p>	<ul style="list-style-type: none"> सुबह की सैर पर जाइए औ? चार पंक्तियों में अपने अनुभव को लिखकर मित्रों के साथ साझा करें। आप चिड़ियाघर या वन अभ्यारण घूमने जाएं, वहाँ से आकर पति-पत्रिकाओं से पशु-पक्षियों के चित्र एकत्रित करें। उन्हें चार्ट पर चिपकाकर, उनके नाम व उनके बारे में एक पंक्ति की जानकारी देते हुए एक जंगल का दृश्य बनाइए। अपनी किसी दो अच्छी आदतों के बारे में लिखें। अपनी कक्षा के उन छात्रों से उनकी भाषा पूछें व उसकी लिपि ढूँढ़कर लिखें, जो देश के दूसरे राज्यों से आए हों। व्यंजनों के उच्चारण के लिए स्वर ध्वनियों की आवश्यकता क्यों होती है? सोचकर उत्तर दीजिए। वर्णमाला की सभी मात्राओं के चार-चार शब्द चार्ट पेपर या A4 पर लिखिए और उनके चित्र भी बनाइए।





SUBJECT- MATHEMATICS

NAME OF THE BOOK: SMART MATHS

CHAPTERS	ACTIVITIES
<p>Ch-1 Where to Look From</p> <p>Ch-2 Fun with Numbers</p> <p>Ch-3 Give and take</p>	<ul style="list-style-type: none"> Draw top views of a few things on an A4 size sheet and ask your friends to guess what they are. Up and Down with numbers. Solve and find the secret word. 

SUBJECT: EVS

NAME OF THE BOOK- ENVIRONMENTAL CONNECT

CHAPTERS	ACTIVITIES
Ch-1 Families	<ul style="list-style-type: none">• Prepare a 'Lap book' on the topic My Family by using A-4 size coloured sheets and also present the topic in the class. 
Ch-5 Plants Around Us	<ul style="list-style-type: none">• Students will do DIY craft work of growing flowers. Link:- https://pin.it/7pd4Og11R 
Ch-6 Leaves Around Us	<ul style="list-style-type: none">• Students will collect leaves of different shapes and types and do Leaf Craft. 
<p><u>Activity Based Chapters:</u></p> Ch-2 Caring for Those in Need Ch-3 Games We Play	

SUBJECT - COMPUTER

NAME OF THE BOOK: IT VOYAGE

CHAPTERS	ACTIVITIES
Ch-1 Working of a Computer	<ul style="list-style-type: none">• Create a chart showing Input-Process-Output cycle with your own imagination and creativity in MS Paint. (Eg. Boil eggs in water for 10-15 minutes and Preparing vegetable noodles)
Ch-2 Introduction to Windows 10	<ul style="list-style-type: none">• Complete the following task-<ul style="list-style-type: none">➤ Sort the desktop icons alphabetically.➤ Create a new folder on the desktop and move all files related to “School” into it.➤ Customize the mouse settings to flip the primary and secondary buttons.
Ch-3 Introduction to Files and Folder	<ul style="list-style-type: none">• Label the components of the Word Window. (Given on Page no. 22)• Create the following folders on drive:<ul style="list-style-type: none">➤ A folder by your name, class and section. For example, Ravi Kumar Class 3 B Go inside this folder and create following 2 folders:<ul style="list-style-type: none">➤ Artwork➤ Poetries and Stories➤ Now, create a simple drawing in MS Paint. Then, save your drawing in the folder Artwork. Then, open MS Word, type a poetry in it and save the file in the folder Poetries and Stories.

SUBJECT – MORAL SCIENCE

NAME OF THE BOOK: VALUES FIRST

CHAPTERS	ACTIVITIES
Ch-1 Pia’s Best Birthday	<ul style="list-style-type: none">• Make an invitation for your birthday telling your friends/family about things you have planned to do to make your day special for others. Use your creativity to design the invite.
Ch-2 Monkey Gardeners	<ul style="list-style-type: none">• Role Play Activity - Students will enact the story of “Monkey Gardeners” using face masks.
Ch-3 The Donkey’s Prayers	<ul style="list-style-type: none">• Students will make Donkey's Prayer Beads by using beads, string or yarn, creating a pattern if desired.

SUBJECT – GK

NAME OF THE BOOK: OCEAN OF KNOWLEDGE

CHAPTERS
Ch-1 Marvelous World
Ch-2 Women Power
Ch-3 International People
Ch-4 Countries and Culture
Ch-5 Great Leaders of India
Ch-6 India's cities: old and new names
Ch-7 States and their location
Ch-8 Famous Personalities
Ch-9 Rivers and lifeline
Ch-10 famous rivers in world
Ch-11 Simple similes
Ch-12 Homophones
Ch-13 Word Scramble

SUBJECT – ART & CRAFT

NAME OF THE BOOK: RANGOLI- A BOOK OF ART AND CRAFT

COLOURING	CREATIVE CRAFT AND ACTIVITIES
1. Colouring Concept	1. Paper Bag
2. Colouring Techniques	2. Flower Bouquet
3. Flowers	3. Pen Holder
4. Birds	
5. Treehut	
6. Rangoli	
7. Colouring Fun	
8. Castle	
9. Apple	
10. Mango	