



MOUNT COLUMBUS SCHOOL
DAKSHINPURI, NEW DELHI-110062
HOLIDAY HOMEWORK
CLASS VI

PEACE, JUSTICE AND STRONG INSTITUTION

Dear Students,

The long-awaited summer vacation is here. It's time to bid adieu to classrooms and textbooks and embrace the joy of summer vacation! This break is not just about relaxation; it's also an opportunity for growth, exploration, and making a positive impact.

While you enjoy your well-deserved break, let's remember the importance of Sustainable Development Goal 16: Peace, Justice, and Strong Institutions. This goal emphasizes the significance of promoting peaceful and inclusive societies for sustainable development, ensuring access to justice for all, and building effective, accountable, and inclusive institutions at all levels.

So, how can we connect our summer activities with SDG 16? Here are a few ideas:

1. **Promote Peaceful Interactions:** Use this time to resolve conflicts peacefully, whether it's with friends, family, or peers. Practice empathy, understanding, and communication to foster harmony in your relationships.
2. **Advocate for Justice:** Get involved in community service or volunteer work that promotes social justice. Whether it's organizing a fundraiser for a local cause or participating in a neighbourhood clean-up, every action counts towards creating a fairer society.
3. **Learn about Governance:** Take the opportunity to educate yourself about the role of governance in society. Research how governments function, the importance of transparency and accountability, and how you can contribute to building strong institutions in your community.
4. **Engage in Civic Activities:** Participate in civic activities such as attending town hall meetings, joining youth councils, or volunteering with organizations that work towards promoting democracy and good governance.
5. **Spread Awareness:** Use your voice and platforms to raise awareness about issues related to peace, justice, and strong institutions. Share informative posts on social media, organize discussions with your peers, or even start a blog or vlog to amplify important messages.

Remember, as future leaders and global citizens, your actions matter. By aligning your summer activities with SDG 16, you can contribute to creating a more peaceful, just, and equitable world for all.

Wishing you all a safe, enjoyable, and purposeful summer vacation!

Note: 1. The holiday homework to be done in the holiday homework booklet.

Below are the subject wise worksheets to be followed for the completion of holiday homework

ENGLISH

Q.1. Complete the worksheets from the book- ENGLISH GRAMMAR AND COMPOSITION.

S. No./Page no.	Topic	Worksheet no.
1	Nouns	Worksheet -1/ Pg. No. 2
2	Pronouns	Worksheet- 2/ Pg. No. 3
3	Adjectives	Worksheet- 3/ Pg. No. 4
4	Verbs	Worksheet -4/ Pg. No. 5
5	Adverbs	Worksheet- 5/ Pg. No. 6
6	Tenses	Worksheet- 6/ Pg. No. 7
7	Voice : Active & Passive	Worksheet- 7/ Pg. No. 8
8	Direct & Indirect Speech	Worksheet- 8/ Pg. No. 9
9	Articles	Worksheet- 9/ Pg. No. 10
10	Preposition	Worksheet- 10/ Pg. No. 11

हिंदी

क्रम संख्या	विषय	कार्यपत्रक संख्या / पृष्ठ संख्या
1	वर्ण विचार	अभ्यास-पत्र-1 / पृष्ठ संख्या-2
2	संधि	अभ्यास-पत्र-2 / पृष्ठ संख्या-3
3	शब्द विचार	अभ्यास-पत्र-3 / पृष्ठ संख्या-4
4	शब्द भंडार	अभ्यास-पत्र-4 / पृष्ठ संख्या-5
5	अपठित गद्यांश	अभ्यास-पत्र-13 / पृष्ठ संख्या-14

संस्कृत

1. पठ् और अस् धातु रूप लट् व लृट लकार में लिखिए ।
2. बालक (अकारान्त पुलिङ्ग) शब्द रूप लिखिए और याद कीजिए ।
3. 10 रंगों के नाम, 10 फलों के नाम और 10 सब्जियों के नाम चित्रसहित लिखिए।
4. 1 से 20 तक संख्यावाची शब्द लिखकर याद करें ।

नोट - समस्त कार्य A4 आकार की शीट पर करें ।

MATHEMATICS

S. NO.	Topic	Worksheet no./Page no.
1	Number system	Worksheet 1/ Pg No. 2
2	Addition	Worksheet 2 / Pg No. 3
3	Subtraction	Worksheet 3 / Pg No. 4
4	Multiplication	Worksheet 4 / Pg No. 5
5	Division	Worksheet 5/ Pg No. 6
6	Angles	Worksheet 18/ Pg No.19

2. Make a working model on Factor's and Multiple's.

SCIENCE

S. NO.	Topic	Worksheet no./Page no.
1	Food: Where does it come from?	Worksheet 1/ Pg No. 2
2	Components of food	Worksheet 2 / Pg No. 3
3	Fibre to fabric	Worksheet 3 / Pg No. 4
4	Separation of substances	Worksheet 4 / Pg No. 5
5	Changes around us	Worksheet 5/ Pg No. 6
6	Getting to know plants	Worksheet 6/ Pg No.7
7.	Motion and measurement of distances	Worksheet 9/ Pg No.10

SOCIAL - SCIENCE

S. NO.	Topic	Worksheet no./Page no.
1	History	Worksheet 2/ Pg No. 3
2	Civics	Worksheet 3 / Pg No. 4
3	Geography	Worksheet 5 / Pg No. 6

ART AND CRAFT

S. NO.	Topic	Worksheet no./Page no.
1	Head Drawing	Worksheet 3/ Pg No. 4
2	Portrait of a Male	Worksheet 4/ Pg No. 5

Note: Kindly ensure that all the project work (Timeline) is compiled in a single scrap file."

ENGLISH

" Let's Turn Homework into a Timeline Adventure!

Get ready to embark on a creative journey through time and knowledge! We're excited to announce a unique twist to your holiday homework assignments: presenting them in the form of a timeline!

Here's how to bring your projects to life:

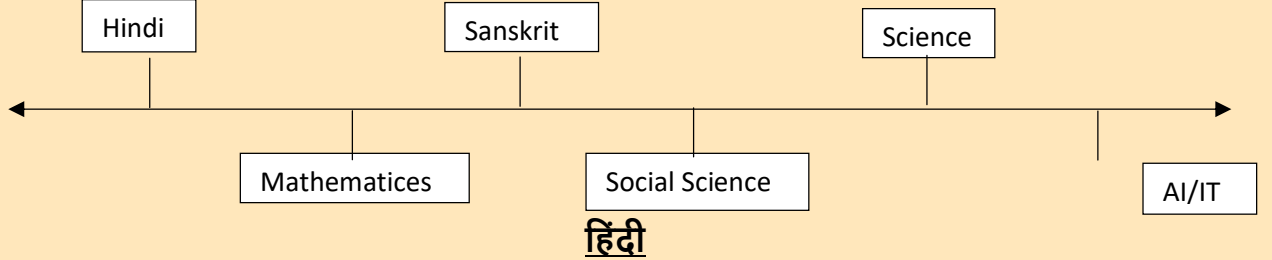
1. **Gather Your Projects:** Collect all your holiday homework projects from every subject. Whether it's a science experiment, a history essay, a math problem set, or an art project, gather them all up.
2. **Chronological Order:** Arrange your projects in chronological order. (Hindi, Sanskrit, Math, Science, Social Science, AI/IT).
3. **Visual Presentation:** Transform your timeline into a visually appealing masterpiece. Incorporate colors, illustrations, and graphics to make it engaging and easy to follow.
4. **Subject Diversity:** Ensure that your timeline represents the diversity of subjects you've explored. From literature to science, each subject should find its place on the timeline.

This timeline project not only highlights your academic achievements but also allows you to reflect on your learning journey throughout the holiday break.

So, get ready to travel through time and knowledge as you compile your homework projects into a captivating timeline. Let your creativity shine!

Happy timelining!

HOLIDAY HOMEWORK TIMELINE



इतिहास में कई ऐसे राजा और सम्राट हुए हैं जो अपने न्याय के लिए आज तक मशहूर हैं। उन्हीं पर आधारित निम्नांकित को लिखें- (On A4 Size Sheet)

- किसी एक राजा/सम्राट के संबंध में लिखें जिसकी न्याय व्यवस्था से प्रभावित हुए। (लगभग 100 शब्दों में)
- अकबर बीरबल की कोई एक कहानी जो न्याय पर आधारित हो, उसको कॉमिक्स स्ट्रिप्स की सहायता से लिखकर दिखाइये।
- अकबर के समय के मंत्रियों का चित्र व पद सहित एक समय-रेखा तैयार करें।

संस्कृत

संस्कृत भाषा का भारत में किस प्रकार उद्भव हुआ। संस्कृत के इतिहास के विषय में जानकारी प्राप्त करके रचनात्मक ढंग से प्रस्तुत कीजिए।

MATHEMATICS

Students will collect data on any 5 Strong Institutions of India. Draw a timeline of it and write the spent amount on their constructions in the form of Indian and International number system in words and number both. Picture for reference.



SCIENCE

CIVIL RIGHTS HEROES -

Civil Rights leaders are the influential figures in the promotion and implementation of political freedom and the expansion of personal civil liberties or rights.

Make a time line of various Indian Civil Right leaders who worked to protect individuals and groups from political repression and discrimination. Also paste the pictures of these leaders.

SOCIAL SCIENCE

Represent a timeline that highlights the advancements in peace, justice, and institutions during the reign of Ashoka

ARTIFICIAL INTELLIGENCE

To create a timeline showcasing significant events in Indian ancient history related to peace, justice, and strong institutions, aligning with SDG Goal 16.

Instructions:

1. Research and identify key events in Indian ancient history (e.g., Indus Valley Civilization, Mauryan Empire, and Gupta Empire) that demonstrate peaceful societies, access to justice, and strong institutions.
2. Create a timeline using a digital tool (e.g., Microsoft Excel, Google Slides, Canvas)
3. Include images, illustrations, or icons to make the timeline visually appealing.
4. Write a brief description (around 50-70 words) for each event, explaining its significance and connection to SDG Goal 16.
5. Include at least 5-7 events in the timeline.

Some possible events to include:

- The Indus Valley Civilization's urban planning and water management systems (2600 BCE)
- The Mauryan Empire's legal system and justice administration (322 BCE)
- The Gupta Empire's education and cultural advancements (320 CE)

Submission: Save the digital timeline as a PDF or image file and take the printout. (Also send a softcopy on mountcolmbushomework@gmail.com with your name and class/section.)



INFORMATION TECHNOLOGY

Title: “Journey toward Peace and Justice: A Timeline of Key Events”

Objective:

- Create an informative timeline that highlights significant events related to peace, justice, and strong institutions.
- Showcase how these events have shaped our world and influenced policies and institutions.

Components:

- **Introduction:** Briefly explain the importance of SDG 16 and its relevance in today’s global context.
- **Timeline Entries:** Research and include key events related to peace, justice, and institutions. These could be local, national, or international events.

- Examples:



- Establishment of the United Nations (1945)
- Adoption of the Universal Declaration of Human Rights (1948)
- Creation of the International Criminal Court (2002)
- Landmark court cases related to justice and human rights
- Peace treaties and conflict resolution efforts
- Reforms in legal systems and law enforcement agencies

- **Visuals:** Add relevant images, maps, or icons to enhance the timeline.

Format:

- Create a visually appealing poster or digital presentation.
- Arrange events chronologically, providing concise descriptions for each entry.
- Include dates, locations, and the impact of each event.

Presentation:

- Students will present their timelines to the class, explaining the significance of each event.
 - Discuss the challenges faced and the progress made in achieving SDG 16.
- 
- 
- 